

Multiple mounting holes for 63 individual shock positioning options

Two adjustments in both front and rear for four roll center combinations

Adjustable turnbuckles

Enormous overall adjustability

The Warhead offers more possibilities for driver adjustments than any comparable truck. Fine-tune it for winning results on any type of track and terrain. Adjustable features include these and more:


- Roll center: Four possible settings. Lowest reduces risk of rollovers in fast turns.
- Shock mounting: Select from 63 possible combinations.
- Steering Ackerman: Adjustable for more responsive cornering.
- Two-speed transmission: Includes adjustable shift point.
- Front and rear toe-in
- Turnbuckles

Customized, multi-color bodies



Made of rugged polycarbonate. Choose from six different trim schemes. Just apply the decals and go!

Modular design for quick maintenance.



The Warhead's ingenious modular design helps you speed through adjustments and general maintenance by making all parts easily accessible. Entire component sections can be removed simply by taking out a few screws.

WARHEAD

1/8 SCALE READY-TO-RUN 4WD NITRO MONSTER TRUCK WITH REVERSE

DOMINATION BY DESIGN.



Ready-to-Run! Fully assembled and equipped!

RUMBLE MODE



3.75 INCHES Drive-Over Clearance!

Impressive ground clearance for rumbling over tough terrain.

At full extension, the Warhead's impressive ground clearance makes off-road open territory — it easily goes places where the competitors can be stopped in their tracks.

Unequaled ground clearance adjustability!



Optimal ground clearance for racing.

In Race Mode, the Warhead's ground clearance can be "super slammed" for outstanding stability. Together with the low CG, that means you can blast through turns without rollover worries.

THE WARHEAD IS TRULY AN AGGRESSIVE APPROACH TO MONSTER TRUCK DESIGN, because the Warhead excels at racing AND tackles tough off-road action better than any competitor...it's two top-of-the-line trucks in one! And best of all, it's completely assembled and Ready-To-Run right out of the box. The Warhead comes complete with a 3-channel radio and huge, 27-size racing engine made by SuperTigre. With its unique features and combination of insane speeds and unstoppable power, the Warhead declares war on the monster truck competition!

DURATRAX

www.warheadmt.com

More ammunition than any other monster truck!

- Rigid 7075 T6 aluminum 1/8" chassis side plates
- Eight Rapid-Tune™ aluminum oil-filled shocks
- Chrome wheels, compatible with all T-Maxx® and Savage™ wheels and tires
- CV (Constant Velocity) driveshafts
- Protective front and rear skid plates
- Enclosed radio box
- Durable metal gears
- Adjustable slipper clutch
- Large capacity fuel tank
- Dual composite disk brakes
- Steel turnbuckles
- Complete set of 22 ball bearings
- Aluminum roll bar and carrying handle



DuraTrax 3-Channel radio by Futaba.

A 2-position switch on the top of the included transmitter lets you shift between forward and reverse using the third channel.

- LED battery status indicator
- Fine trims for throttle and steering
- Transmitter battery charge jack
- (1) High-torque, metal-gear steering servo and (2) SX-100 standard servos



High-torque SX200 steering servo included!

- Produces 124 oz-in torque — nearly 40% more than the best stock servo in other trucks!
- Weight: 1.64 oz (46.5g)
- Speed: 0.20 sec/60 degrees at 6V
- Torque: 124 oz/in (8.9 kg/cm) at 6V



Easy starting! No expensive apparatus required!

Designed specifically for the Warhead, the included SuperTigre engine offers higher displacement than comparable trucks and has a unique head design that reduces weight while improving cooling.


Features:

- Machined aluminum red cylinder head
- True ABC construction
- One-piece aluminum crankcase
- Pull start
- Dual-needle, slide valve carburetor
- Aluminum tuned pipe
- 3-year warranty



Displacement: 0.27 cu in (4.4cc)
Bore: 0.72 in (18.2mm)
Stroke: 0.67 in (17mm)

Outputs: 2.5 bhp @ 30,000 rpm
Practical RPM range: 3,000-35,000
Weight: 14.1 oz (400g)



Tough high-tech reverse unit.

Not all monsters come stock with a reverse gear to get out of trouble spots. But the Warhead does — and it's no ordinary reversing unit, as the illustration shows! Patent pending.

POS-SHIFT™
2-Speed, Reversing
Transmission

Only two moving parts
Durable steel gears

Positive-lock engagement

WARHEAD™

1/8 SCALE READY-TO-RUN 4WD NITRO MONSTER TRUCK WITH REVERSE



ADJUSTABLE BODY MOUNTS
Accept T-Maxx® and any other body style for custom looks.




DUAL COMPOSITE DISK BRAKES
For reliable and responsive stopping power.



ENCLOSED RADIO BOX
Protects the factory-installed receiver and radio battery.


OVERSIZE FUEL TANK
220cc capacity for long run times.

ALUMINUM CARRYING HANDLE
Chassis extension provides the perfect grip for carrying.



TWO-SPEED TRANSMISSION WITH REVERSE UNIT
Adjustable shift point, durable steel gears, and positive lock engagement to avoid slips.

4-WHEEL SHAFT DRIVE
Provides smooth, efficient handling and power.



DURABLE METAL GEARS
Metal differential gears, bevel gears, drive pinion and ring gear.

RAPID-TUNE™ ALUMINUM OIL SHOCKS (8)
Preinstalled and oil-filled, with adjustable spring tension. Features 63 possible individual shock mounting combinations to match any track.

MOUNTED AND GLUED TIRES
With foam inserts installed.

CHROME WHEELS
Compatible with all T-Maxx® and Savage™ wheels and tires. T-Maxx is a registered trademark of Traxxas Corp. Savage is a trademark of HPI, Inc.

INSTRUCTIONAL DVD
with step-by-step instructions for starting and operating your Warhead.




ADJUSTABLE SLIPPER CLUTCH
Controls wheelspin and helps prevent gear damage.

SUPERTIGRE® 4.4CC G-27CX RACING ENGINE
This "biggest of the big block" engines puts a massive 2.5 horsepower at your command. Includes heavy-duty recoil starter, plus starter box compatibility.



DOMINATION BY DESIGN.™



Built and equipped for heavy-duty action.

SuperTigre® G-27CX racing engine with race-proven cooling head design
High-torque steering servo with ball bearings and metal gears
1/8" thick 7075 T6 aluminum chassis side plates

Rear bumper and skid plate

Protective shock boots

Full length chassis skid plates

Four-wheel drive shafts

* Metal diff. ring and bevel gears and drive pinion

Front bumper and skid plate

PROTECTED BY **STRESS-TECH GUARANTEE** 1 YEAR

FREE REPLACEMENT GUARANTEE!

DuraTrax is so confident in the quality and durability of Stress-Tech plastic parts that we'll replace any Stress-Tech part that breaks during the first 12 months you own your Warhead. Just send the broken part to DuraTrax and we will send you a FREE replacement.

DTXD68**
Length: 22.375 in (568mm)
Width: 17.5 in (445mm)
Height (with body): 10.5 in (267mm)
Wheelbase: 14.375 in (365mm)
Weight: 11.9 lb (5.4kg)
Front Track: 14.0 in (356mm)
Rear Track: 14.0 in (356mm)
Ground Clearance: 3.75 in (95mm)
Requires: 12 "AA" alkaline batteries for the radio; glow starter; glow fuel (DTDonnell 20% nitro recommended)

Equip your Warhead with these quality DuraTrax accessories.



O'Donnell® Ready-2-Run 20% Nitro Fuel
(DTXP0720)

For the best performance, always fill up with a 20% nitro fuel. O'Donnell R2R fuel includes lubricants that help protect your engine for a long life of high power.

Kwik-Pit™ Fuel Bottles

Make refueling fast and hassle-free! Available in 250cc (DTXP0125) and 500cc (DTXP0150) capacities, the Kwik-Pit Fuel Bottle holds more than enough fuel to top off your tank. The long, angled neck helps prevent fuel spills, and the clear plastic body keeps you aware of fuel levels.



Rapid Heat™ Glow Starter
(DTXP3000)

Rapid Heat's 1500mAh Sanyo® NiCd sends power to the distinctive Twist-and-Lock tip. Place it over a glow plug, give it a twist, and you've got a vibration-resistant electrical circuit linking NiCd and glow plug. Made of durable metal, with a vinyl cap to protect the tip from fouling. A 110V AC charger is included for overnight recharging.



RashPoint™ Infrared Temperature Gauge
(DTXP3100)

Just point and push! The compact and lightweight FlashPoint measures temperature levels anywhere, with an infrared sensor that makes it incredibly fast and easy to monitor accurate heat levels without direct contact. And besides nitro engines, the FlashPoint can be used to check the temperature of electric motors and battery packs.



Glow Plugs

All are hand-assembled, with solid coils of heat-resistant metals. Choose from "Hot" Silver Sport for low-nitro applications; medium-heat Carbon Sport for sport use; and cold Gold Racing for competition and high-nitro fuels.

DTXG3001 Silver Sport Glow Plug
DTXG3003 Carbon Sport Glow Plug
DTXG3005 Gold Racing Glow Plug

Distributed Exclusively Through
GREAT PLANES MODEL DISTRIBUTORS COMPANY, P.O. Box 9021, Champaign, IL 61826-9021
© Copyright 2005 • 3088820 • Brochure No. DTX20164

STEEL TURNBUCKLES
Allow infinite quick adjustments.



COMPLETE BALL BEARING SET (22)
Increase top speed while fighting friction and wear.



FULLY ADJUSTABLE SUSPENSION
Extensive shock, roll center, and camber link adjustments to improve handling and resist rollovers.

www.warheadmt.com

For more information and the location of the dealer nearest you, visit www.duratrax.com or call 1-800-682-8948 and mention code number 99V29.