

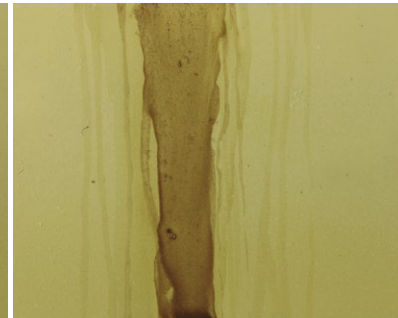
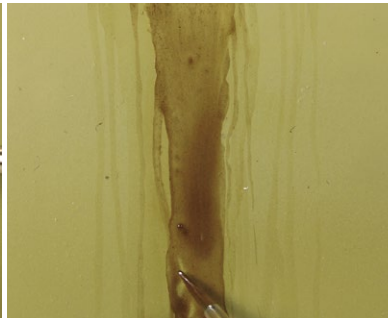



**AK 025
FUEL STAINS**

This product can be considered the definitive mixture to replicate spilled fuel. This is not a product to create oil and grease effects. This product has been specifically developed for, but not limited to, replicating spilled fuel on classic, modern or any other vehicle. This is an enamel product that can be blended with the rest of our colors, and it is diluted with AK011 White Spirit. *Este producto puede considerarse la mezcla definitiva para reproducir a escala el combustible derramado. No es un producto para crear efectos de grasa y acei-*




te. Este producto ha sido desarrollado específicamente para replicar combustible derramado en vehículos clásicos, modernos o cualquier otro. Se diluye con AK011 White Spirit.



Apply the product directly from the jar, onto the fuel inlet. AK011 White Spirit and a fine brush help to simulate spills. *Aplica el producto del bote, en las entradas de combustible. Un pincel fino te ayudaran a simular derrames.*



Pigments applied over the area to create some texture. *Pigmentos aplicados sobre la zona para crear cierta textura.*



Repeat the first step, concentrating the undiluted product over the fuel inlet surroundings, and emphasize the fuel spills. *Repite el primer paso, concentra el producto sin diluir sobre los alrededores de la entrada de combustible y enfatiza los derrames de combustible.*



We finally apply some controlled splashes of AK025 Fuel Stains. *Finalmente aplica algunas salpicaduras controladas de AK025 Fuel Stains.*

If we use the product, diluted with a little AK011 White Spirit, and without mixing with pigments, we create a more subtle effect. *Si usamos el producto diluido con un poco de AK011 White Spirit y sin mezclarlo con pigmentos crearemos un efecto más sutil.*

